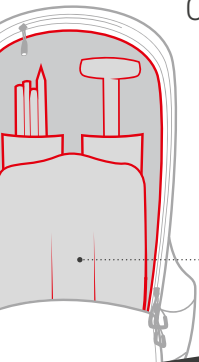




SIZE 22l / 20l (S) **WEIGHT** 1440g / 1410g
BACK LENGTH Regular / Short (S)

SAFETY COMPARTMENT

Access to the compartment is marked with the red zipper pullers. Probe and shaft receiver are marked with icons. Place the shovel blade with the sharp edge up.



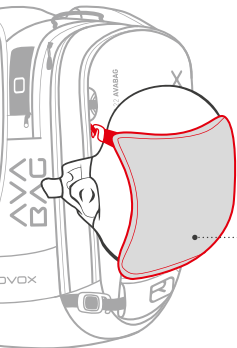
AVABAG
FREE RIDER 22 / 20 S

R

SNOWBOARD AND SNOWSHOE FASTENER



Connect the lower straps with the metal nose and the small loop above the icon compartment. The upper part can be found in the compartment above the left should strap. Disconnect the metal half moon hook and feed it through the small loop by the right shoulder strap. Fit the board / snowshoes and close the buckle.



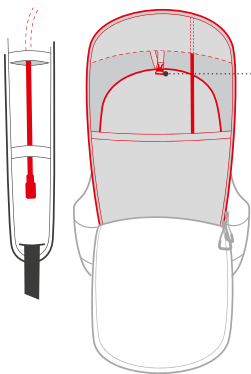
HELMET FIXATION

Helmet net is stored in the foremost compartment (ORTOVOX icon). For fixation use small loops on the sides.





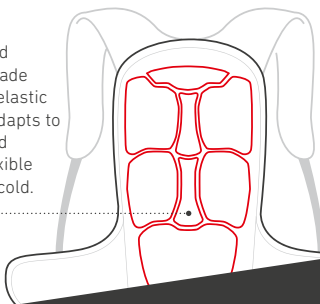
HYDRATION SYSTEM



Push drink bladder into the slot on the carry system interior and secure with the strap and flat-front buckle. Lead the tube through the outlet by the right shoulder strap and fix it with the rubber band.

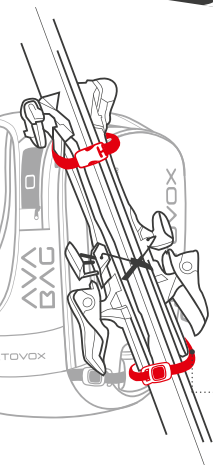
SPS FLEX BACK PROTECTOR

TÜV-certified protector made from visco-elastic foam that adapts to the body and remains flexible even in the cold.



AVABAG
FREE RIDER 22 / 20 S

R



D-SKIFIX

Lead the lower straps through the foremost compartment (ORTOVOX icon) and connect metal nose with loop of other strap. Fit ski ends through loop. Fix the upper part of the skis with the strap hidden in the small compartment above the left shoulder strap.

ICE AXE ATTACHMENT

Place the pick of the axe into the icon compartment and fix it by closing the straps. Then attach the shaft by using the elastic cords, hidden in the two small compartments near the foremost zipper.

